

## Bartec TECH500 Tool Accessories





### Wall mountable charging station



- Wall mountable charging station – holes at rear for fixing to wall
- Made of hard-wearing plastic and rubber inserts for shock absorption
- Qi wireless charging function – ensures tool always charged and ready for use
- Simply insert Tech500 into station and charging begins automatically
- LED on tool indicates charging
- Convenient hook for attached OBD cable
- Convenient and safe storage








## Charging Pad










-  Convenient Qi charging pad for any flat surface
-  Simply connect adapter and place Tech500 onto pad
-  Charging begins automatically
-  LED on pad indicates charging

## Bluetooth Printer







-  Fast, portable miniprinter
-  Includes its own Qi wireless charging station with rubber enclosure for shock absorption
-  Vehicle check data transferred from tool to printer via Bluetooth for instant print out
-  Insert printer into station and charging begins automatically
-  Portable - can be used away from charging station
-  Multi-function LED for printer status data
-  Printed reports for garage and customers

### Printer output – vehicle data

-  Printed vehicle check data for technician and customer
-  Data stored on tool until transferred to printer
-  Date and time of vehicle check - data from the TECH500 internal clock
-  Make/model/year – selected on tool
-  VIN - Read from vehicle OBD (depending on vehicle)
-  Car registration number (if entered)
-  Diagnostic Trouble Codes –read from vehicle OBD

### Printer data - sensor data

-  Wheel position including spare wheel (if applicable)
-  Sensor ID numbers
-  Tyre pressure
-  Battery status

**TECH500**  
 Date: 10/Dec/2013 9:01  
 Infiniti G37 2008+

---






VIN: JN1BY1AP5BM000000  
 DTCs:  
 C1704: Low pressure Left Front  
 C1710: Sensor fault Right Rear

Sensors:

Pos.	ID(Hex)	PSI	Battery
LF	1C10F245	0.2	OK
RF	1C04A668	0.5	OK
RR	1C0F1DC3	0.2	OK
LR	1C049F2A	0.2	OK
SP	Not read		

## CUB Programming Fixture



-  TPMS programming adapter for Cubelec brand sensors
-  Sensors fit securely into the adapter
-  Contacts via pins on adapter
-  Tool recognises adapter with sensor automatically
-  USB connector on adapter plugs easily into USB port on top of Tech500